



40 años

Ana G. Hilari Callisaya / Rev. Bol. Quim. 2023 Vol.40 No.5 pp. 129-138

DOI: <https://doi.org/10.34098/2078-3949.40.5.1>

Open Access



40 años

Revista Boliviana de Química 40 años

ISSN 0250-5460 Rev. Bol. Quim. Nov./Dic. 2023 Paper edition
ISSN 2078-3949 Rev. boliv. quim. Nov./Dec. 2023 Electronic edition
Received 26 2 2023 Accepted 12 22 2023 Published 12 30 2023
Revista Boliviana de Química, 40(5), 129-138
Bolivian Journal of Chemistry 40(5), 129-138
DOI: <https://doi.org/10.34098/2078-3949.40.5.1>

BASIC STUDY FOR THE DETERMINATION OF THE OPERATING CONDITIONS FOR THE EXTRACTION OF THE ESSENTIAL OIL OF *MYRCIANTHES PSEUDOMATO* (D. LEGRAND) MCVAUGH

Original article

Peer-reviewed

Ana G. Hilari Callisaya^{1,*}, Armenio Silva M.¹, Esther Ninoska Flores²

¹Carrera de Ingeniería Química, Universidad Mayor de San Andrés UMSA, Avenida Mariscal Santa Cruz N° 1175, La Paz, Bolivia, 0201-0220, secreiqaa@gmail.com; ²Instituto de Investigaciones Fármaco Bioquímicas IIFB, Universidad Mayor de San Andrés UMSA, Avenida Saavedra N° 2224, La Paz, Bolivia, 0201-0220, iifb@hotmail.com

Keywords: *Myrcianthes pseudomato* (D. Legrand) McVaugh, Extraction, Essential oil, Operation condition, Equipment design, GC - MS. **Palabras clave:** *Myrcianthes pseudomato* (D. Legrand) McVaugh, Extracción, Aceite esencial, Condiciones de operación, Diseño de equipo, GC - MS.

ABSTRACT

Basic study for the determination of the operating conditions for the extraction of the essential oil of Myrcianthes pseudomato. The main variables, mass, grain size and extraction time, involved in the extraction by steam distillation of the essential oil of *Myrcianthes pseudomato* (D. Legrand) McVaugh were determined. Phytochemical screening revealed the presence of flavonoids and terpenoids among others. The composition of the essential oil was determined by GC-MS which showed the majority presence of eucalyptol and linalool. The steam distillation equipment was according to the Bench Scale design. *Mail to: aghilari17@gmail.com

RESUMEN

Estudio básico para la determinación de las condiciones de operación para la extracción del aceite esencial de Myrcianthes pseudomato. Las principales variables, masa, tamaño del grano y tiempo de extracción, que intervienen en la extracción por destilación de arrastre de vapor del aceite esencial de *Myrcianthes pseudomato* (D. Legrand) McVaugh fueron determinadas. El screening fitoquímico reveló la presencia de flavonoides y terpenoides entre otros. La composición del aceite esencial fue determinada por GC-MS la cual mostró la presencia mayoritaria de eucaliptol y linalool. El equipo por destilación de vapor fue según el diseño Bench Scale.



40 años



INTRODUCTION

According to the definitions of the World Health Organization (WHO), a medicinal plant is any plant containing active principles, which are usually used for therapeutic purposes or as precursors in synthesis of drugs [1,2,13,18]. The Argentine Pharmacopoeia presents definitions on Vegetable Drugs as follows: "This is the name given to plants or their whole parts, ground or powdered (flowers, fruits, seeds, tubers, rinds, etc.) fresh or dried, as well as tea, gums, latex, essential oils and other similar components, which are used pure or mixed in the manufacture of medicines [8]. In the search of medicinal plants, the most important tools are the ethnopharmacological information obtained from traditional knowledge on their use, and the chemical information about its secondary metabolites contents [7,20,21,22]. In Bolivia more of 3,000 species of medicinal plants identified and verified in herbaria are recognized [5,23]. However, the research has not covered all of this knowledge. Many of them are well-reputed and used in folk Bolivian medicine for the treatment of diverse diseases [10,11].

Myrcianthes pseudomato (D. Legrand) McVaugh was described as a plant species that grows in humid forests [3,6,8,9], which has not been widely studied yet [14]. For this reason, we boarded the study of the chemical composition in secondary metabolites of the plant. These confer pharmacological properties to the plant [15,17], and must be revalued and studied.

RESULTS AND DISCUSSION

Plant material. The collection of the raw material was carried out in the Cahua Grande community of Zongo Valley, located at 76 kilometers in the humid forests located north of the La Paz city; it is located between the eastern buttresses of the Cordillera Real de los Andes in Bolivia (see Experimental Section). The taxonomic identification was made at the the National Herbarium of Bolivia (LPB). The genus, family and other caharacteristics of the plant are shown in Table 1 [8].

Table 1: Morphoanatomic description

Parts	Description
Tree	5 m. height approx., unprotected tree, falling cortex the color is light gray, with brown spots.
Leaves	Simple, opposite, petiolate leaves, ovate-oblong blades, acuminate at the apex, brighter green on the upper surface than on the underside; chartaceous consistency, slightly wavy edges.
Flowers	Hermaphroditic, tetrameric flowers.
Fruit	Subglobose berry with persistent calyx remains at the apex, black at maturity; usually a brown seed
Family	Myrtaceae
Genus	Myrcianthes
Species	Myrcianthes pseudomato (D. Legrand) McVaugh

Proximal parameters. The proximal analyzes was determined by the AOAC procedures [19] for 0.2 - 4 mm which is the particle size suggested in the bibliography [14,24], recommendable for assuring the optimal extraction of metabolites [25,26] the percentages are shown in Table 2.

Table 2: Determination of proximal parameters

Parameter	[%]
Total ashes	2,5
Crude fiber	20,3
Ethereal Extract	8,1

The most important effects on the performance, like packing factor, vapor pressure and time were studied in relation with the efficiency, for this purpose the preliminary test were applied fluctuating the parameters.

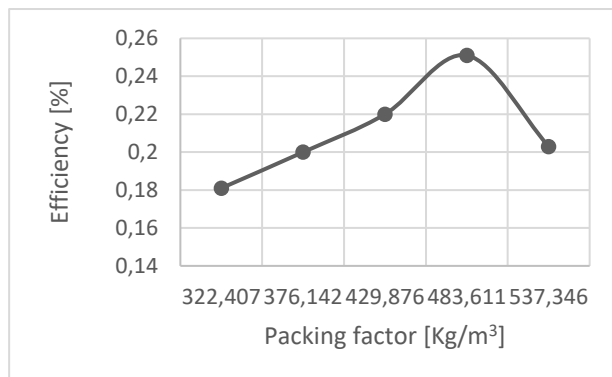


Figure 1. Packing factor vs. efficiency

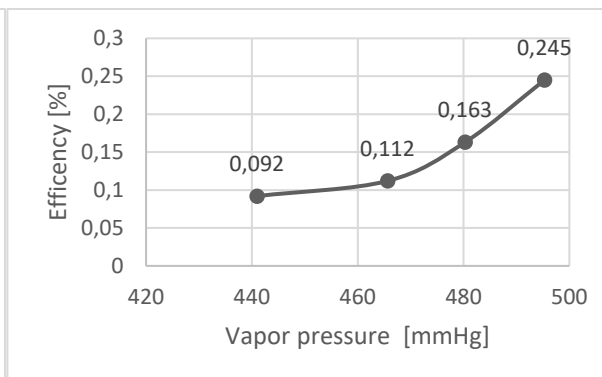


Figure 2. Vapor pressure vs. Efficiency

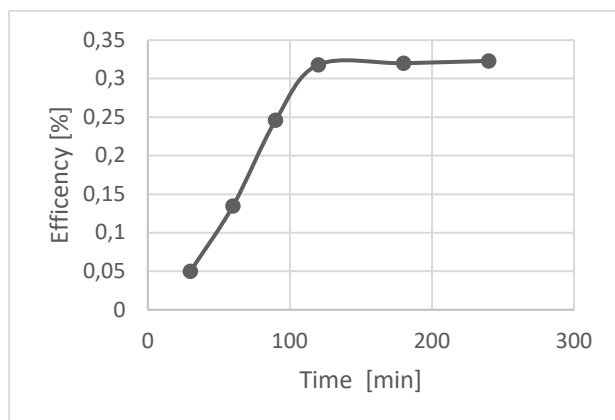


Table 3: Packing factor in relation with efficiency

Size [mm]	Mass [g]	Packing factor [Kg/m³]	[%]
2,36	600	322,407	0,181
1,7	700	376,142	0,2
0,425	800	429,876	0,22
0,185	900	483,611	0,251
0,102	1000	537,346	0,203

Table 4: Vapor pressure in relation with efficiency

Vapor Pressure [mmHg]	[%]
440,958	0,092
465,635	0,132
480,281	0,163
495,289	0,245

Table 5: Vapor pressure in relation with efficiency

Time [min]	[%]
30	0,05
60	0,135
90	0,246
120	0,318
180	0,32
240	0,323

Figure 1 shows a variability of packing factor from 322 (Kg / m3) to 527 (Kg / m3) approximately, reaching a maximum with the factor 483 (Kg / m3) with the yield of 0.251% of yield. and in the rest of the curve, a decay with

respect to the packing factor can be observed. Therefore, it is decided that the granulometry should not be less than 0,185 mm, since there would be a phenomenon of caking of the raw material, preventing the correct flow of steam.

Figure 2 shows that the performance variation (efficiency) is directly proportional to the increase in vapor pressure. The increase can be shaped in three phases. From 440 mmHg to 465 mmHg (0.092 to 0.112%), 465 to 480 mmHg (0.112 to 0.163%), and 480 to 496 mmHg (0.163 to 0.245%). It is taken into account that the performance increases as the pressure increases, however, when it reaches the boiling temperature, the pressure reaches 487 mmHg, for which the equipment is preheated to achieve stabilization.

Figure 3 shows 6 tests made with the maximum particle size corresponding to 4 mm and with the maximum load (700 g) of the baskets, in which can be observed that the performance begins to be constant after 2 hours.

For the detection of secondary metabolites, the raw material was submitted to qualitative identification reactions. The phytochemical screening was carried out through of variations in pH, solvent and temperature and the result is presented in the Table 6.

Table 6: Phytochemical screening

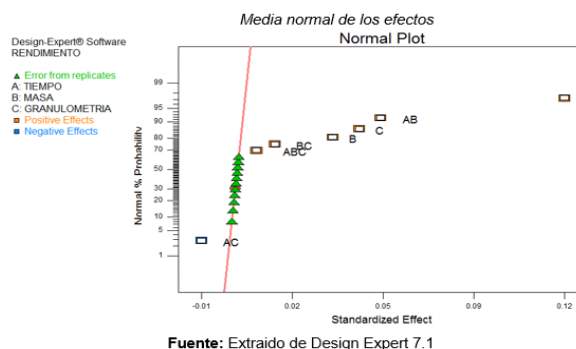
Compounds	Result
Flavonoids with the nucleus benzopyrone	+
Leucoanthocyanidins	+/-
Phenolic hydroxyls	+
Steroids with diene groups, triterpenes	+
Saponins	+/-
Phytosterols	+
Polyphenols	+
Sterols and methyl sterols	+
Flavonones and Flavonols	+

The experimental design was applied with $2^k = 2^3 = 8$ in duplicate with 4 central points performing 20 runs analyzing: 1) the effects of factors, 2) the Normal mean graph, 3) the Pareto chart and the ANOVA table.

Table 7: Effect of factors in the process

Term	Stdized Effects	Sum of Squares	% Contribution
Intercept			
A-TIEMPO	0.12	0.061	68.13
B-MASA	0.036	5.184E-003	5.81
C-GRANULOMETRIA	0.046	8.464E-003	9.49
AB	0.054	0.012	13.08
AC	-0.013	7.290E-004	0.82
BC	0.014	8.123E-004	0.91
ABC	7.250E-003	2.102E-004	0.24
Curvature	5.380E-005	1.264E-003	1.42
Lack Of Fit		0.000	0.000
Pure Error		1.008E-004	0.11
Lenth's ME	0.049		
Lenth's SME	0.072		

Fuente: Extraído de Design Expert



Fuente: Extraído de Design Expert 7.1

Figure 4. Normal Plot

Regarding the Effects of factors, Table 7 shows a contribution of the factor A (time) with 68.13%, factor B (mass) with 5.81% and factor C (Granulometry) 9.49% representing a total of 83.43% of the all variability in the process. Another interrelationship is the one between the factors AB (time – mass), considerably important with 13.08% of contribution.

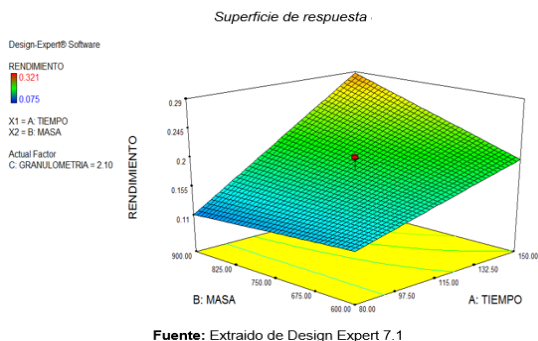


Figure 5. Response surface

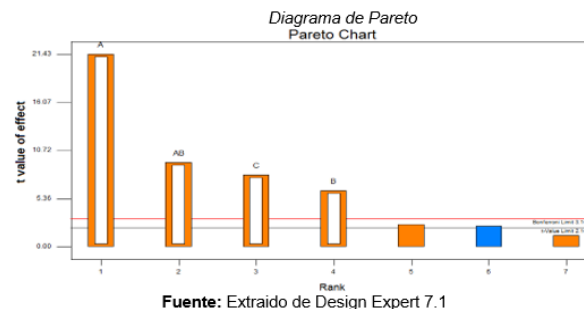


Figure 6. Pareto Chart

Table 8: ANOVA

Tabla Anova

Response	1	RENDIMIENTO				
ANOVA for selected factorial model						
Analysis of variance table [Partial sum of squares - Type III]						
Source	Sum of Squares	df	Mean Square	F Value	p-value	
Model	0.088	7	0.013	1369.85	< 0.0001	significant
A-TIEMPO	0.061	1	0.061	6634.09	< 0.0001	
B-MASA	5.184E-003	1	5.184E-003	566.00	< 0.0001	
C-GRANULOMETRIA	8.464E-003	1	8.464E-003	924.11	< 0.0001	
AB	0.012	1	0.012	1273.49	< 0.0001	
AC	7.290E-004	1	7.290E-004	79.59	< 0.0001	
BC	8.123E-004	1	8.123E-004	88.68	< 0.0001	
ABC	2.102E-004	1	2.102E-004	22.96	0.0006	
Curvature	1.264E-003	1	1.264E-003	138.01	< 0.0001	significant
Pure Error	1.008E-004	11	9.159E-006			
Cor Total	0.089	19				

Fuente: Extraído de Design Expert 7.1

The Normal Mean Plot (Figure 4) shows that the influence of factor A (time) and the interaction AB (Time - Mass) are the most important factors, followed by factor C (Granulometry) and factor B (Mass). The Pareto diagram (Figure 6) shows the importance of the effects in a bar diagram, which presents a reference line; if the effect crosses the reference line it means that the effect is potentially important and according to that, it can be implied that among the three important effect factors, the second most important and the interaction effect Mass-Time is extended above the reference line. In the ANOVA table (Table 8) the ratio $p > F$ is less than 0.0500 indicating that the effects and their interaction are significant for the extraction process and that A, B, C, AB, AC, BC, ABC are significant terms for the model. The value of the curvature, that is calculated as a measurement of the difference between the average

of the central points and the average of the factorial points in the spatial design, has a value of 138.01, which means that the curvature is significant.

The best conditions of the process were determined by the Response surface (Figure 5) with a 72% desirability and are presented in the Table 9:

Table 9: Optimal operating conditions

Time [min]	Mass [g]	Granulometry [mm]	η [%]
129.98	687.83	4	0.212

The bench scale level extraction equipment design was proposed with a referential diagram of the extraction equipment and is presented in the Figure 6 with the calculations to define the relevant parameters according to [4,12].

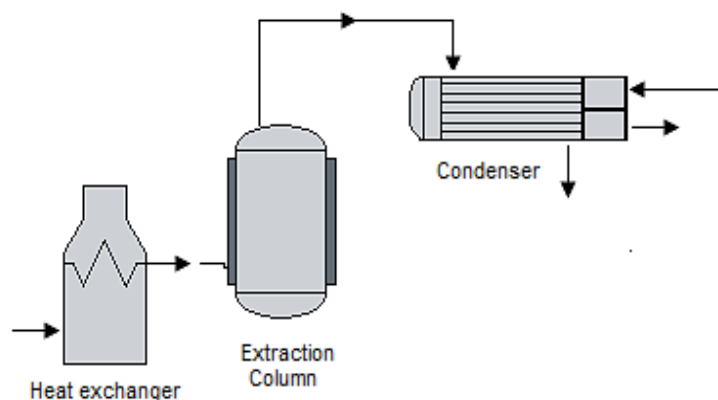


Figure 6. Scheme bench scale level extraction equipment

Table 10: Optimal operating conditions

Extraction Column		Basket dimensions	
Parameter	Measurements	Parameter	Dimension
Construction material	AISI 304	Mesh number	# 80
Height [cm]	74	Height [cm]	52
Inside diameter [mm]	420	Inside diameter [mm]	401
External diameter [mm]	425,4	External diameter [mm]	404
Thickness [mm]	2,7	Thickness [mm]	1,5
Dimensions of head		Steam generator	
Parameter	Dimension	Power [HP] 1,7	
Construction material	AISI 304	Dimensions of diffusor	
Thickness [mm]	1,9	Parameter	Dimension
Angle β	45	Feed pipe diameter [mm]	54,78
Bottom diameter [mm]	420	Diameter of perforations [mm]	8,5
Top diameter [mm]	54,78	Number of perforations	42
Height [cm]	16,3	Design angle	60
Dimensions of condenser		Construction material	AISI 304
Parameter	Dimension		
Inside diameter [mm] Tube 1 "	30,10		
Inside diameter [mm] Tube 3"	84,68		
Area [m ²]	0,429		
Length [m]	0,807		

For the determination of the physicochemical conditions and the organoleptic characterization of crude, the procedure was delineated by the Bolivian normative whose characteristics are shown in Table 11.

Table 11: Optimal operating conditions

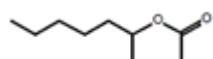
Propriety	Characteristic
Color	Standard solution 5
Scent	Sweet soft menthol
Flavor	Pungent
Miscibility in ethanol	2,1600
Refractive index	1,4665
Acidity index	6,807
Absolute density	0,8794

Tables 12 and 13 show the 23 components of the essential oil determined by GC-MS analysis. Eucalyptol (32%, 15.338 [min]), linalool (18%) and α -terpineol (6.6%) are the major components.

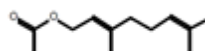
Table 12: Percentage composition of the essential oils of *Myrcianthes pseudomato* (D. Legrand) McVaugh

N°	Componente	Area %	N°	Componente	Area %
1	2-Pentanol, acetate	2,51	13	Alpha -Terpineol	6,60
2	(1R)-2,6,6-trimethylbicyclo[3.1.1]hept-2-ene	3,33	14	Hexanoic acid, 3-pentyl ester	1,61
3	Bicyclo[3.1.1]heptane, 6 6-dimethyl-2-methylene-(1S)	1,06	15	Alpha - terpinyl acetate	1,08
4	3-Carene	0,36	16	Geranyl acetate	0,45
5	o-Cymene	7,91	17	2-Propenoic acid,3-phenyl ester	1,23
6	D-Limonene	6,03	18	Caryophyllene	0,33
7	Eucalyptol	32,76	19	1H-Cyclopropa[a]naphthalene, decahydro-1,1,3a-trimethyl-7-methylene	0,66
8	2-Heptanol, acetate	2,27	20	Naphtalene, decahydro-4a-methyl-1-methylene-7-(1-methylethenyl)	3,33
9	Gamma Terpinene	1,66	21	Beta - humulene	2,48
10	(+)-4-Carene	0,36	22	2-Naphthalenemethenol,1,2,3,4,4a,5,6,7,-octahydro-alpha	0,73
11	Linalool	17,37	23	2-(4a,8-Dimethyl-2,3,4,5,6,8a-hexahydro-1H-naphthalen-2-yl) propan-2-ol	4,72
12	3-Cyclohexen-1-ol, 4-methyl-1-(1-methyl)	1,14			

Table 13. Components of the essential oil of *Myrcianthes pseudomato*, by GC-MS

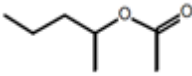

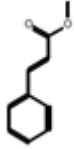
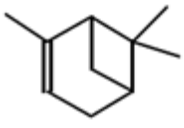

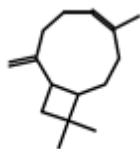
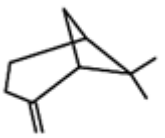

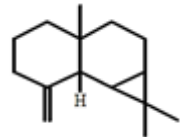
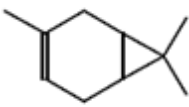
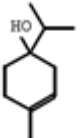
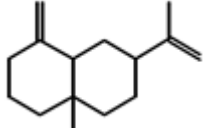
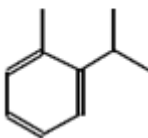
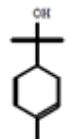
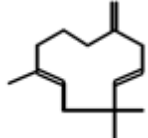
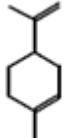
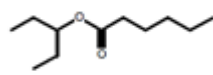
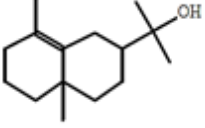
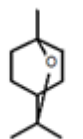

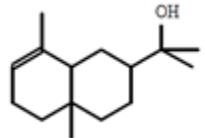


2-Heptanol, acetate



Geranyl acetate

Table 13. (Cont.) Components of the essential oil of *Myrcianthes pseudomato*, by GC-MS

 2-Pentanol, acetate	 Gamma Terpinene	 2-Propenoic acid,3-phenyl ester
 (1R)-2,6,6-trimethylbicyclo[3.1.1]hept-2-ene	 (+)-4-Carene	 Caryophyllene
 Bicyclo[3.1.1]heptane, 6,6-dimethyl-2-methylene-(1S)	 Linalool	 1H-Cyclopropa[a]naphthalene, decahydro-1,1,3a-trimethyl-7-methylene
 3-Carene	 3-Cyclohexen-1-ol, 4-methyl-1-(1-methyl)	 Naphthalene, decahydro-4a-methyl-1-methylene-7-(1-methylethenyl)
 o-Cymene	 Alpha -Terpineol	 Beta - humulene
 D-Limonene	 Hexanoic acid, 3-pentyl ester	 2-Naphthalenemethenol,1,2,3,4,4a,5,6,7,-octahydro-alpha
 Eucalyptol	 Alpha - terpinyl acetate	 2-(4a,8-Dimethyl-2,3,4,5,6,8a-hexahydro-1H-naphthalen-2-yl) propan-2-ol



40 años



With respect to the composition of the essential oil, it is rich in Eucalyptol, this amount compared with that reported in the literature [15] is 0.5% lower, the latter a study carried out in Cochabamba, Bolivia. In contrast, ours is 8% higher than that reported in [15] and [21], a species collected in the Argentinian Yungas. On the other hand, linalool is reported with a higher percentage by 5.9% compared to the species studied in Cochabamba. We remark a particular difference with the species studied in Argentina whose second major component was β -caryophyllene, not found in our sample.

EXPERIMENTAL

Plant material.

Myrcianthes pseudomato (D. Legrand) McVaugh is a plant species that grows in humid montane forests, occurs both in the department of La Paz and in the departments of Cochabamba and Sucre. The raw material was collected in the Cahua Grande community of Zongo Valley, located 76 kilometers away in the humid forests located north of the City of La Paz; it is located between the eastern buttresses of the Cordillera Real de los Andes in Bolivia (ALT, 1562.179; W, 604851.529; N, 8223867.191). The taxonomic classification was done by the National Herbarium of Bolivia (LPB). A voucher specimen is deposited at LPB under the code AHC-1.

Essential oils extraction

The FIGMAY steel steam distillation equipment from the School of Pharmacy of Major San Andres University was employed for the extraction of the essential oil.

GC/MS conditions for analysis

The sample was analyzed using a SHIMADZU GC-MS QCMS-QP2020 equipment, with a 30 m long Rxi®-5Sil MS RETEK (Centre County, PA, USA) capillary column, 0.25mmID at Chemical Research Institute (IIQ) of Major San Andres University. 1 μ L of each oil was dissolved in 98% N-Hexane up to 2 mL, then filtered with 0.2 μ m PTFE and subsequently analyzed in the GC-MS. The GC-MS had the following operating conditions: oven temperature programmed from 40 to 260°C at 3°C/min. The temperature of the injectors and detectors was fixed at 280°C. Nitrogen was used as carrier gas at a constant flow of 0.6 mL/min, at 49,0 kPa of pressure. The identification of the components of the oil was carried out by comparing with the data of the library at the MS spectrometer by using the retention indices as a preselection routine, providing a structure as confirmation.

ACKNOWLEDGEMENTS

The authors express their gratitude to the following people and institutions. The Laboratory of organic chemistry, school of pharmacy, MSAU (UMSA) for lab facilities and financial support. Santiago Tarqui, M.S., research technician at Chemical Research Institute IIQ, MSAU (UMSA) for GC-MS analysis. Prof. Emilia García from National Herbarium of Bolivia (LPB) is acknowledged for taxonomic identification.

REFERENCES

1. Akerele, O. **1993**, Las plantas medicinales: un tesoro que no debemos desperdiciar, *Medicina Tradicional*, *14*, 390-395.
2. Ambiente forestal NOA. **2009**, Pseudomato. Proyecto Manejo Forestal Sustentable de la Provincia de Jujuy; Fundacion Proyungas, Jujuy. Recuperado en 2017, de www.ambienteforestalnoa.org.ar/userfiles/especies/pdf/Myrcianthespseudomato.pdf
3. American Society of Mechanical Engineers. **2000**, Código ASME. En Construcción e inspección de tanques y recipientes a presión. Estados Unidos.
4. Anaya, A. Ecología Química, Plaza y Valdés, 1ª edición, **2003**, México.
5. Bolivia, E. P. **2015**, Cifras en Tiempo de Cambio, *Revista Informativa del Instituto Nacional de Estadística*.
6. Bravo, L. **1998**, Poliphenol: chemistry, dietary sources, metabolism and nutritional significance, *Nutritional*, *11*(56), 317-333.
7. Cámara Forestal de Bolivia. **2019**, Los Bosques en Bolivia. Obtenido de Cámara Forestal de Bolivia: www.cfb.org.bo/bolivia-forestal/bosques-en-bolivia
8. Carretero, A. et al. **2011**, Pueblos y Plantas de Chuquisaca. Sucre, Bolivia, Universidad Mayor, Real y Pontificia de San Francisco



40 años



- Xavier de Chuquisaca.
9. Choque, E., et al. **2012**, Nuestra Experiencia con Plantas que Curan. (P. M. Comunal, Ed.) La Paz, Bolivia, Asociación Integral de Productores "AIP - Inquisivi" - Organización "Kollamarca".
 10. Choque, E., et al. **1998**, Plantas Medicinales del Bosque Nativo, La Farmacia Comunal, La Paz, Bolivia, Asociación Integral de Productores "AIP - Inquisivi - Organización "Kollamarca", La Paz, La Paz. Obtenido de www.asocam.org/sites/default/files/publicaciones/files/7033959811c35a217e370fd96bdf1a98.pdf
 11. Código ASME. Sección VIII. **2000**. Diseño, construcción e inspección de tanques y recipientes a presión.
 12. D, B. (22 de Junio de 2004). Nuevas directrices de la OMS para fomentar el uso adecuado de las medicinas tradicionales. Organización Mundial de la Salud. Obtenido de www.who.int/mediacentre/news/releases/2004/pr44/es/
 13. Demo, M., Oliva, M., Zunino, M., Lopez, M., Zygallo, J. **2002**. Aromatic Plants from Yungas. Part IV: Composition and Antimicrobial Activity of Myrcianthes pseudo-mato Essential Oil, *Pharmaceutical Biology*, 40(7), 481-484.
 14. Diego, A., S., Javier, A., M., Beatriz, O., D. **2016**. Composición química del aceite esencial de hojas de Myrcianthes rhopaloides (Kunt) McVaugh (Myrtaceae), *Revista de Facultad de Ciencias Básicas*, 12, 84-91. Obtenido de pdfs.semanticscholar.org/8448/7497faa99d1f2c867d70352b719e23c9e445.pdf
 15. Esmeralda, M. **2008**. Tamizaje fitoquímico de la especie vegetal guatemalteca Quararibea yunckeri Standley Subsp. izabalensis W.S. Alverson ex Véliz (Bombacaceae). Universidad de San Carlos Guatemala, Facultad de Ciencias Químicas y Farmacia. Química.
 16. Estado Plurinacional de Bolivia. Marzo de 2015. Cifras en tiempos de cambio. Revista Informativa.
 17. European Pharmacopoeia. **2008**), Essential oils.
 18. Fernández, S. J. **2000**. Análisis de Alimentos. Métodos de análisis y control de calidad. España, Universidad de Córdoba.
 19. Flores G.M.C. **2010**, Investigación de los aceites esenciales, sus características y finalidad de uso. Análisis del Estado de su Regulación en Chile y el Mundo, Universidad de Chile, Facultad de Ciencias Químicas Farmacológica y Toxicológica, Santiago de Chile. Obtenido de http://www.tesis.uchile.cl/tesis/uchile/2010/qf-flores_mc/pdfAmont/qf-flores_mc.pdf
 20. France-Ida, J., Pichette, A., Collin, G., Gameau, F.-X., Gagnon, H. Essential Oils from Bolivia. VII. Myrtaceae: Myrcianthes osteomeloides (Rusby) McVaugh and Myrcianthes pseudomato (Legrand) McVaugh. 6, Université du Québec à Chicoutimi, Universidad Mayor de San Simón, Centro de Tecnología Agroindustrial, Cochabamba, Bolivia.
 21. Fundación Universitaria Agraria de Colombia. **2018**. Productos Naturales. En Metabolitos Secundarios y Aceites Esenciales. Bogotá, Colombia.
 22. Giménez, A., Ibsch, P. **2003**. Uso de la biodiversidad como recurso genético, La Riqueza de Bolivia, 313-323.
 23. Gonzalez, A. **2004**. Obtención de aceites esenciales y extractos etanolicos de plantas del amazonas. Universidad Nacional de Colombia, Ingeniería Química.
 24. Introducción a la Industria de los Aceites Esenciales de Plantas Medicinales y Aromáticas **2009**. Servicio Nacional de Aprendizaje SENA, Bogotá. Colombia. Obtenido de <http://biblioteca.sena.edu.co/coleccion/1.html>.
 25. León Estrada, J. **2001**. Diseño y calculo de recipientes de presion.
 26. Luque de Castro, M. D., Garcia Ayuso, L. **1998**. Soxhlet extraction of solid materials: An outdated technique with a promising innovative future. Elsevier.